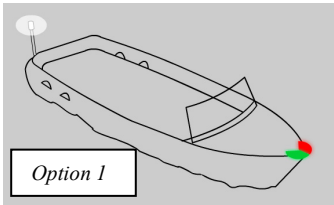
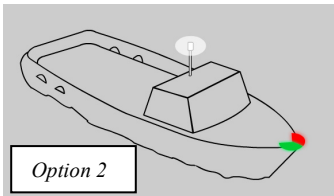


Navigation Lights < 23'
(Restricted maneuverability when fishing)

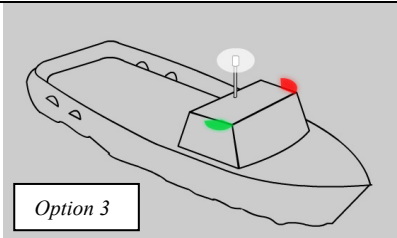
Links to applicable regulations

- [Nav Rule 23](#) – Light configuration
- [Nav Rule 20](#) – When required
- [Nav Rule 21](#) – Light definitions
- [Nav Rule 22](#) – Visibility standards
- [Nav Rule 30](#) – Anchor light(s)
- [Annex I 2.](#) – Vertical positioning

Checklist for this item

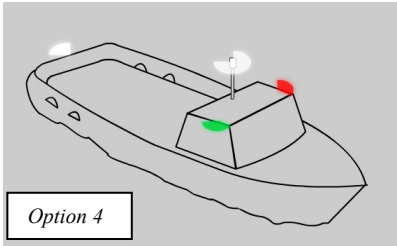
1	Check to ensure all lights are operable.
2	<p>LIGHTING CONFIGURATIONS:</p> <p>Check to ensure your vessel has the proper light configuration.</p> <p>Running Lights:</p> <p>This vessel is required to have sidelights, a masthead light and a stern light, or may substitute an all-round white light in lieu of the masthead and stern lights. (Below are several but not all possible configurations)</p> <div style="text-align: center;"><p><i>Option 1</i></p></div> <p>An all-round white light and sidelights (the sidelights may be combined).</p> <div style="text-align: center;"><p><i>Option 2</i></p></div> <p>If the all round white light cannot be seen for 360 degrees in any direction the light must be located higher on the vessel or as shown in "Option 4".</p>

Navigation Lights < 23'
(Restricted maneuverability when fishing)



Option 3

The vessel may also display an all round white light with separate sidelights.



Option 4

A final option is to have a masthead light, stern light and sidelights (the sidelights may be combined).



Vessels that have a speed of 7 knots (8 mph) or less may elect to operate with an all around white light.

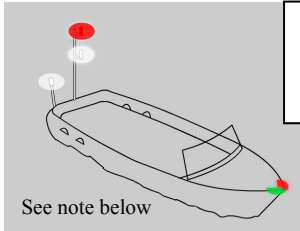
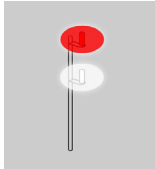


Oar powered vessels may elect to operate with an electric flashlight or lantern.

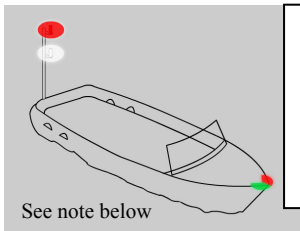
Navigation Lights < 23'
(Restricted maneuverability when fishing)

Fishing Lights:

In addition to the above navigation “running lights” your vessel must also display “fishing lights” consisting of an all-round red over all-round white light when working fishing apparatus that restricts maneuverability.

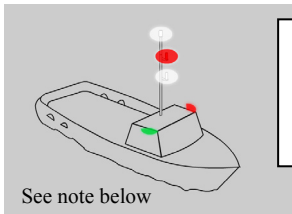


Fishing lights can be added to the existing running light configuration or...



Fishing lights can be integrated into the existing running lights.

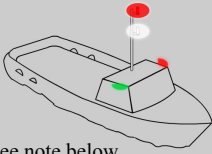
Pay attention to the positioning and spacing (see 5 & 6 below).



Here the fishing lights are added below the existing all-round running white light

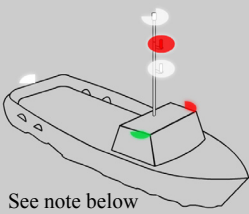
NOTE: You will not operate with all of these lights illuminated. See 4 below for how the lights are used based on the vessels operation.

Navigation Lights < 23'
(Restricted maneuverability when fishing)



See note below

Here fishing lights are combined with the all-round white running light.



See note below

Here the fishing lights are added below the existing mast head light.

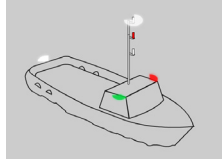
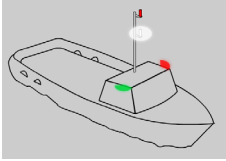
NOTE: You will not operate with all of these lights illuminated. See 4 below for how the lights are used based on the vessels operation.

Navigation Lights < 23'
(Restricted maneuverability when fishing)

3

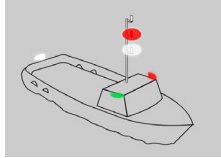
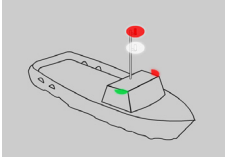
DISPLAYING OF LIGHTS

Underway not fishing



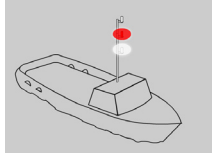
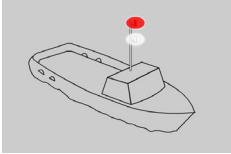
The fishing lights are not illuminated.

Fishing making way



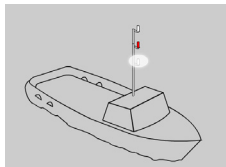
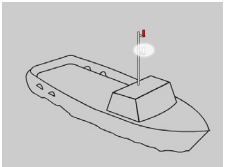
The fishing lights as well as the side lights and stern light (if configured) are illuminated.

Fishing not making way



Only the fishing lights are illuminated.

Anchored vessel



An all-round white light located where it can best be seen.

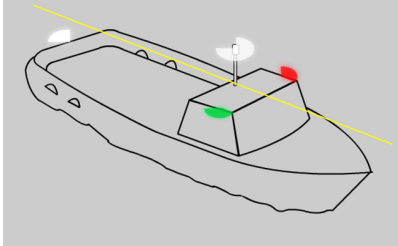
Navigation Lights < 23'
(Restricted maneuverability when fishing)

4

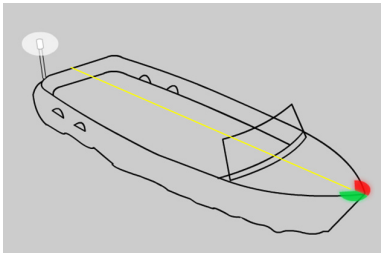
POSITIONING AND SPACING OF LIGHTS

Running Lights:

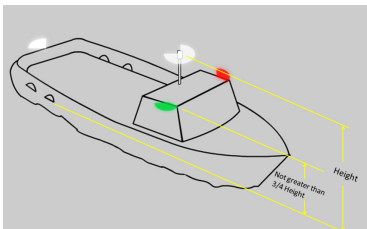
The **masthead light** or **all-round white light** should be placed on the centerline of the vessel.



It may be displaced if not practical, but **sidelights** must be combined in one lantern and placed on the fore and aft centerline of the vessel (Rule 23(c)(i)).

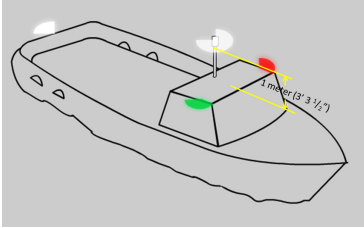


Sidelights shall be positioned at a height above the upper most continuous deck not greater than $\frac{3}{4}$ the height of the masthead light (Annex I – 2(g)).



Navigation Lights < 23'
(Restricted maneuverability when fishing)

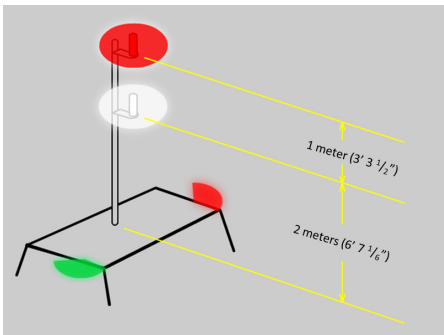
In cases where the sidelights are in a combined lantern they shall be placed not less than 1 meter below the masthead light or all-round white light (Annex I – 2(h)).



Fishing Lights:

The distance between the all-round red and all-round white light must be at least 1 meter apart.

The lower of the two all-round lights prescribed must be at a height above the sidelights not less than twice the distance between the two vertical lights.



(In the example above the distance between the two lights is 1 meter; therefore the lower of the two lights must be at least 2 meters above the sidelights.)

If using the all-round white light (which is allowed in lieu of the masthead light and stern light) to create the combination red over white light, the all-round white light will need to be located at least two meters (twice the distance between the two lights) above the sidelights.

Navigation Lights < 23'
(Restricted maneuverability when fishing)

5	NOTE: Light switches must be configured to energize lights separately as necessary to display the proper light configuration as required.
6	<p>Definitions</p> <p>“Sidelights” mean a green light on the starboard side and a red light on the port side each showing an unbroken light over an arc of the horizon of 112.5 degrees and so fixed as to show the light from right ahead to 22.5 degrees abaft the beam on its respective side. The sidelights may be combined in one lantern and shall be placed as nearly as practicable to the fore and aft centerline of the vessel.</p> <p>“All-round light” means a light showing an unbroken light over an arc of the horizon of 360 degrees.</p> <p>“Masthead light” means a white light placed as nearly as practicable to the fore and aft centerline of the vessel showing an unbroken light over an arc of the horizon of 225 degrees and so fixed as to show the light from right ahead to 22.5 degrees abaft the beam on either side of the vessel.</p> <p>“Sternlight” means a white light placed as nearly as practicable at the stern showing an unbroken light over an arc of the horizon of 135 degrees and so fixed as to show the light 67.5 degrees from light aft on each side of the vessel.</p> <p>“Centerline” means the fore and aft centerline of the vessel.</p>

Voyage Termination Warning

Your vessels voyage can be terminated for failing to have correct and operational navigation lights during sunset and sunrise or during periods of restricted visibility.