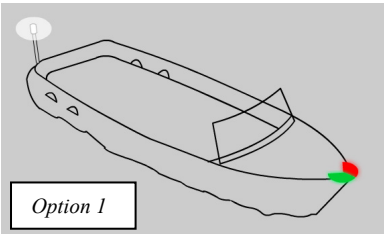
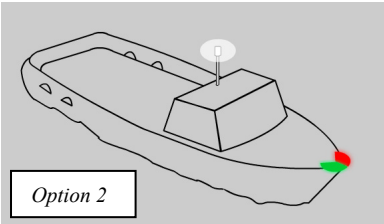


## Navigation Lights < 23'

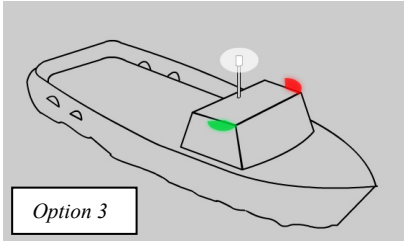
### Links to applicable regulations

- [Nav Rule 23](#) – Light configuration
- [Nav Rule 20](#) – When required
- [Nav Rule 21](#) – Light definitions
- [Nav Rule 22](#) – Visibility standards
- [Nav Rule 30](#) – Anchor light(s)
- [Annex I 2.](#) – Vertical positioning

### Checklist for this item

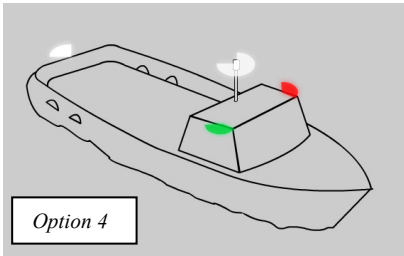
1	Check to ensure all lights are operable.
2	<p><b>LIGHTING CONFIGURATIONS:</b></p> <p>Check to ensure your vessel has the proper light configuration.</p> <p><b>Running Lights:</b></p> <p>This vessel is required to have sidelights, a masthead light and a stern light, or may substitute an all-round white light in lieu of the masthead and stern lights. (Below are several but not all possible configurations)</p> <div data-bbox="261 1054 739 1340"><p><i>Option 1</i></p></div> <p>An all-round white light and sidelights (the sidelights may be combined).</p> <div data-bbox="261 1447 739 1721"><p><i>Option 2</i></p></div> <p>If the all round white light cannot be seen for 360 degrees in any direction the light must be located higher on the vessel or as shown in "Option 4".</p>

## Navigation Lights < 23'



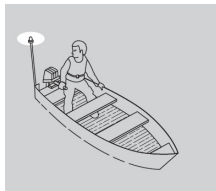
*Option 3*

The vessel may also display an all round white light with separate sidelights.



*Option 4*

A final option is to have a masthead light, stern light and sidelights (the sidelights may be combined).



Vessels that have a speed of 7 knots (8 mph) or less may elect to operate with an all around white light.



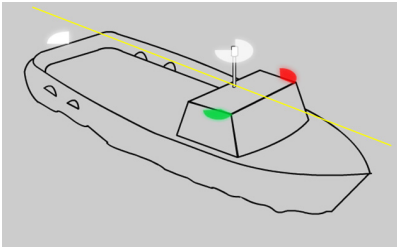
Oar powered vessels may elect to operate with an electric flashlight or lantern.

3

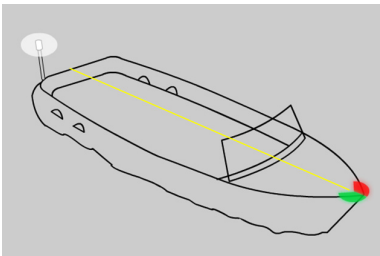
### POSITIONING AND SPACING OF LIGHTS

#### Running Lights:

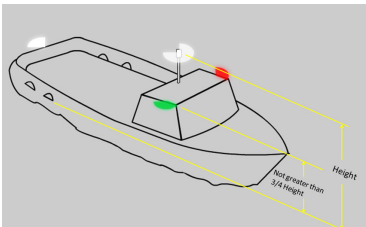
The **masthead light** or **all-round white light** should be placed on the centerline of the vessel.



It may be displaced if not practical, but **sidelights** must be combined in one lantern and placed on the fore and aft centerline of the vessel (Rule 23(c)(i)).

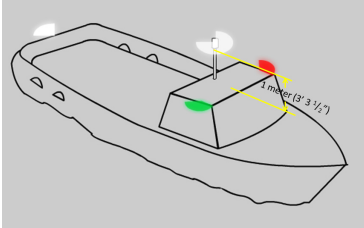


**Sidelights** shall be positioned at a height above the upper most continuous deck not greater than  $\frac{3}{4}$  the height of the masthead light (Annex I – 2(g)).



## Navigation Lights < 23'

In cases where the sidelights are in a combined lantern they shall be placed not less than 1 meter below the masthead light or all-round white light (Annex I – 2(h)).



4 NOTE: Light switches must be configured to energize lights separately as necessary to display the proper light configuration as required.

### 5 Definitions

**“Sidelights”** mean a green light on the starboard side and a red light on the port side each showing an unbroken light over an arc of the horizon of 112.5 degrees and so fixed as to show the light from right ahead to 22.5 degrees abaft the beam on its respective side. The sidelights may be combined in one lantern and shall be placed as nearly as practicable to the fore and aft centerline of the vessel.

**“All-round light”** means a light showing an unbroken light over an arc of the horizon of 360 degrees.

**“Masthead light”** means a white light placed as nearly as practicable to the fore and aft centerline of the vessel showing an unbroken light over an arc of the horizon of 225 degrees and so fixed as to show the light from right ahead to 22.5 degrees abaft the beam on either side of the vessel.

**“Sternlight”** means a white light placed as nearly as practicable at the stern showing an unbroken light over an arc of the horizon of 135 degrees and so fixed as to show the light 67.5 degrees from light aft on each side of the vessel.

**“Centerline”** means the fore and aft centerline of the vessel.

## Navigation Lights < 23'

---

### **Voyage Termination Warning**

Your vessels voyage can be terminated for failing to have correct and operational navigation lights during sunset and sunrise or during periods of restricted visibility.

---